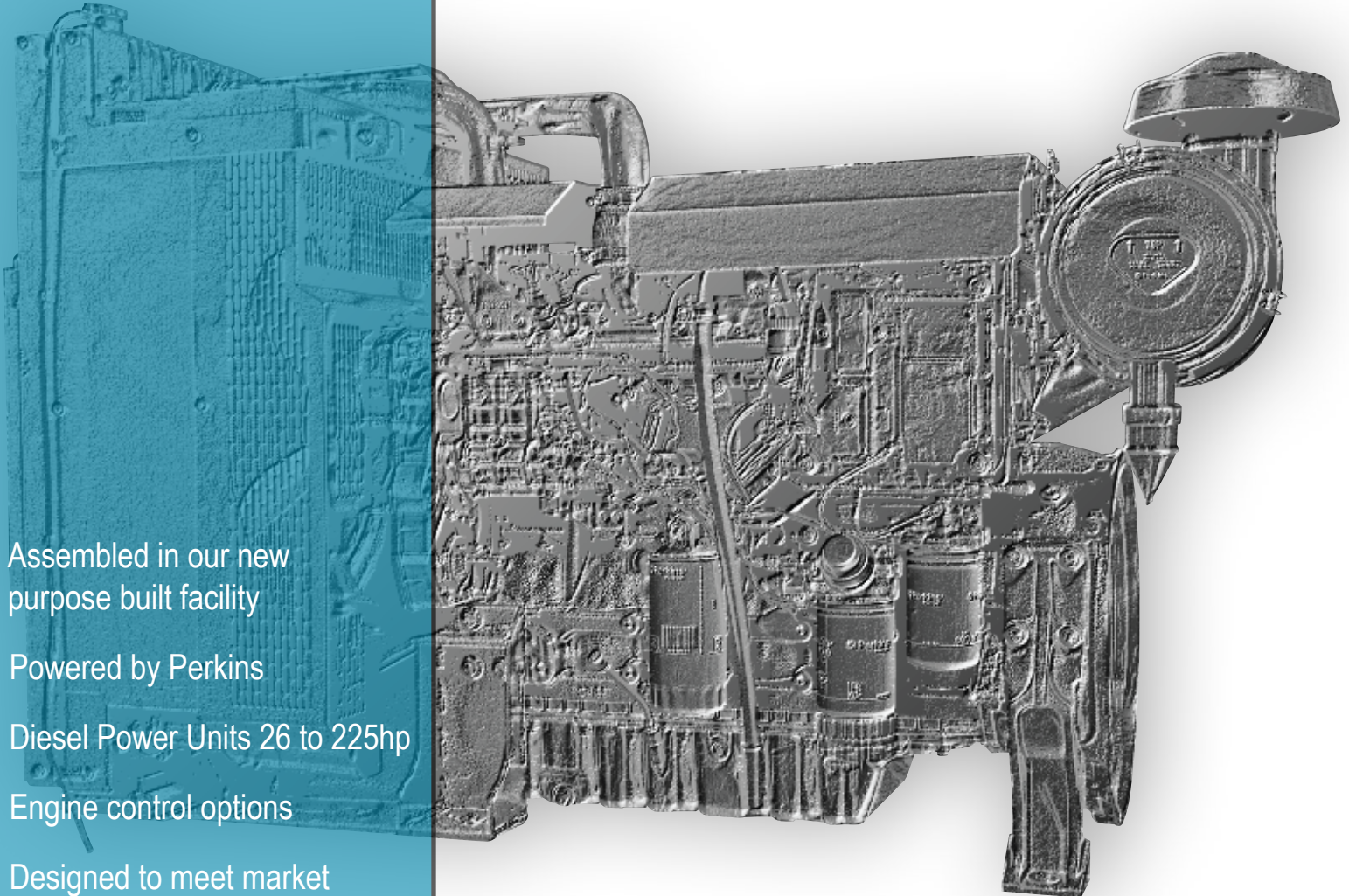


Dependable Power



PERKINS POWERED

Engine Power Units



- Assembled in our new purpose built facility
- Powered by Perkins
- Diesel Power Units 26 to 225hp
- Engine control options
- Designed to meet market specifications
- Two - year 3000 hour warranty

Innovative Power Solutions
from
PERKINS PACIFIC



As the largest Perkins distributor in North America, Perkins Pacific has considerable experience in markets and applications requiring diesel power. Our purpose-built manufacturing facility in Ridgefield, WA enables us to apply this experience to the packaging of an extensive range of Power Units powered by Perkins Diesels.

CHECK OUT the Features of the NORTHTRENDS 400, 800 and 1100 Power Units

400 SERIES IOPU

- Mechanical Governor
- SAE # 5 Flywheel Housing (403D-11) with SAE 6.5" Flywheel (No PTO option)
- SAE # 4 Flywheel Housing (403D-15 - 404D- 22) with SAE 7.5" Flywheel
- Bosch Type Plugger Fuel injection Pump
- Engine Glow Plugs Fitted for Engine Starting
- Engine Fuel Oil Filter
- Spin On Lube Oil Filter
- Pedestal Mounting Feet
- Radiator Mounted with Puller fan With Finger Guards
- 12 volt Starter Motor and Alternator
- Dry Type Air Cleaner Engine Mounted
- Energized to Run Shutdown Solenoid
- Dry Exhaust Flange
- Engine Operators manual
- 2 Year 2000 Hour Engine Warranty Standard

800 SERIES IOPU



- Mechanical Governor
- SAE # 4 Flywheel Housing with SAE 8"/10" Flywheel
- Bosch VE Fuel injection Pump
- Engine Glow Plugs Fitted for Engine Starting
- Engine Fuel Oil Filter
- Lube Oil Filter
- Pedestal Mounting Feet
- Radiator Mounted with Puller fan With Finger Guards
- 12 volt Starter Motor and Alternator
- Dry Type Air Cleaner Engine Mounted
- Energized to Run Shutdown Solenoid
- Engine Operators manual
- 2 Year 3000 Hour Engine Warranty Standard

1100 SERIES IOPU

- Variable All Speed Mechanical Governor (ECM and common rail on "E" Electronic Engines)
- SAE # 3 Flywheel and Housing with 10"/11.5" SAE Flywheel
- SAE # 2 Housing with 11.5" SAE Flywheel (Option on 1106D)
- 12 Volt Alternator (24V available)
- 12 Volt Starter motor (24V available)
- Engine Counter Balancer Fitted on 1104D
- 12 Volt Energized to Run Shutdown Solenoid (1104D mechanical)
- 12 Volt glow plug starting aid
- Peripheral Fixed, Isolated Top Valve Cover w/Filler
- Integrated Closed Circuit Breather
- Gear Driven Fresh Water Pump With Internal Bypass
- Belt Driven Cooling Puller Fan STD
- Tropical Radiator Engine Mounted with Belt and Fan Guards
- Radiator (incorporating air-to-air charge cooler) on TA Engines
- Ecoplus oil and fuel Filters Engine Mounted LHS
- Four Point Pedestal Mounting Feet
- Donaldson Dry Type Air Cleaner With Safety Element Engine Mounted
- Integral Oil Cooler and Rear Oil Seal
- Electric Lift Pump
- Engine Operators manual
- 2 Year 3000 Hour Engine Warranty Standard

OPTIONS AVAILABLE

- Northtrends control Panels for Mechanical engines
- Murphy Panels for electronic engines
- Donaldson Mufflers with rain caps
- GP Powertrain PTO's



Powered by:



Specifications for NORTHTRENDS Power Units 26.0 HP to 225.0 HP

Engine Model	BHP	RPM	Engine Model	BHP	RPM
403D-11	26.4	3000	1104D-44T	91.0	2200
403D-15	32.7	2800	1104D-44TA	108.0	2200
404D-22	44.0	2800	1104D-E44TA	127.0	2200
404D-22	51.0	3000	1104D-E44TA	139.5	2200
404D-22T	60.0	2800	1106D-E66TA	173.0	2500
404D-22TA	66.0	2800	1106D-E66TA	202.0	2200
804D-33T	83.0	2500	1106D-E66TA	225.0	2200

Maximum BHP detailed above applies to the rated speed detailed